



THE LEGACY SERIES *by* WHOLESALE MILLWORK

WWW.WMLEGACY.COM

Seaford, DE 1-888-964-8746


Hagerstown, MD 1-866-966-5347

Mays Landing, NJ 1-866-727-0023

Reading, PA 1-877-963-6772

Richmond, VA 1-877-963-6782

CASING



L8096 15/16 x 2-1/2 P




L8745 11/16 x 2-3/4 P



L8074 11/16 x 2-1/2 P



L8003 1-1/16 x 3-3/8 P



L8002 1-1/16 x 3-5/8 P



L8361 5/8 x 4-1/2 P



L8005 9/16 x 3-1/2 P



L8083 21/32 x 4-1/8 YP



L8007 11/16 x 4-1/2 P

L8079 11/16 x 3-1/2 P


L8102 11/16 x 2-1/2 P



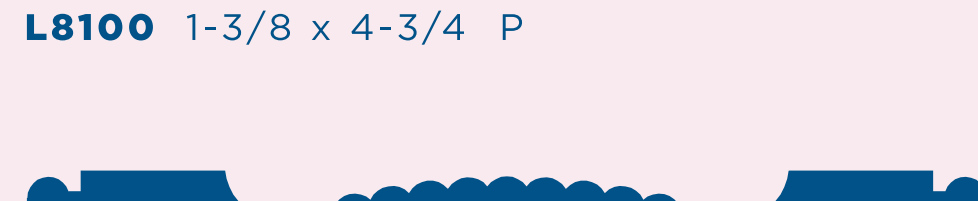
L8847 15/16 x 4-1/2 P



L8046 1-1/16 x 4-1/2 P




L8100 1-3/8 x 4-3/4 P



L8080 11/16 x 5 P



L8711 1-3/8 x 5-1/4 P



L8085 11/16 x 5-1/2 P

PLINTH



WM9 3/4 x 2-5/8 S

WM10 3/4 x 3-1/2 S

WM11 1-3/16 x 3-7/8 S


CROWN



L8044 3/4 x 1-5/8 P




L8399 1-1/2 x 2-1/4 P



L8022 11/16 x 3-5/8 P



L8013 11/16 x 3-3/4 P



L8023 11/16 x 3-9/16 P



L8027 11/16 x 4-1/8 P



L8012 11/16 x 4-1/2 P



L8029 1-1/16 x 5-1/8 P




L8032 11/16 x 5-1/4 P




L8038 1-1/4 x 7-7/8 P



L8478 11/16 x 1-1/2 P




L8051 1-1/4 x 2-1/2 P



L8097 11/16 x 5-1/2 P

COVE



L8001 11/16 x 3-1/2 S



L8081 1-1/16 x 4-5/8 P



L8050 1-7/16 x 5-1/4 P




L8086 1-3/8 x 6 P

PANEL


L8132 1/2 x 3/4 S



L8368 1-1/16 x 1-7/16 P



L8062 1 x 1-3/4 P



L8064 1-1/4 x 2 P




L8057 11/16 x 2-1/4 P

CHAIR RAIL



L8225 1-1/2 x 3-9/16 P



L8043 1-1/4 x 2-1/2 P

BEAD



L8056 5/8 x 5/8 S



L8590 3/8 x 1/2 S

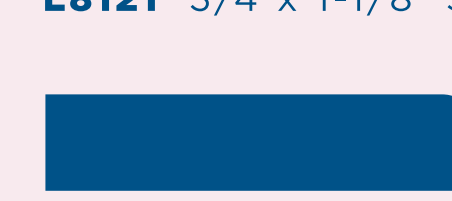


L8449 5/8 x 1/2 S

STOP



L8121 3/4 x 1-1/8 S




L8120 1/2 x 2-1/4 P

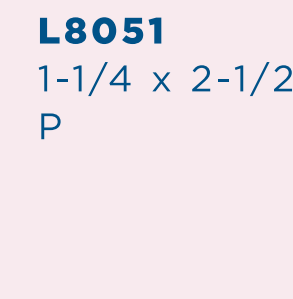
CROWN ACC



L8478 11/16 x 1-1/2 P



L8051 1-1/4 x 2-1/2 P



L8097 11/16 x 5-1/2 P

BASE CAP



L8577 11/16 x 7/8 S



L8030 11/16 x 1-3/8 P



L8475 5/8 x 1-3/8 P



L8133 1 x 1-5/8 P



L8042 11/16 x 1-7/8 P



L8040 7/8 x 1-7/8 P



L8045 7/8 x 2-1/2 P

The Legacy Collection by Wholesale Millwork will transform your house into your home of distinction, with designs dating back to the mid-1800s. The majority of these profiles are made from a high-quality, high-density poplar, which allows for clean lines, crisp edges, and parallel surfaces. Once shaped, the moulding is primed, buffed and primed again, delivering an incomparable finish on a superior substrate.

S=SOLID P=PRIMED YP=YELLOW PINE
Also available in RED OAK, WHITE OAK, HARD MAPLE, CHERRY, and AFRICAN MAHOAGANY